

CA-DHWK | Universal Power Adapter with Fused Link Harness



CA-DHWK
Universal Power Adapter
for Motorcycles, ATVs, etc.

Package Contents:

(1) CA-DHWK - Universal Power Adapter for Motorcycles, ATVs, etc.



WARNING!

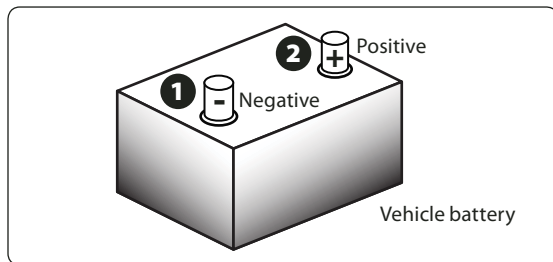
To prevent accidental vehicle start up, which could cause serious injury or death, disconnect battery cables before installing.

Battery Disconnect



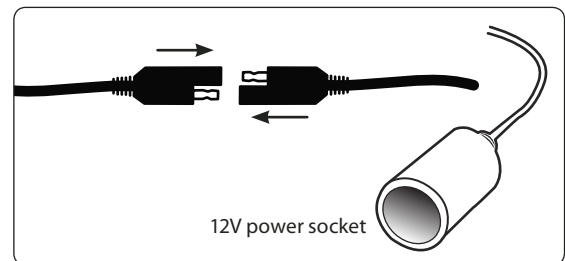
WARNING!

Disconnect negative (-) battery cable first. If positive (+) cable should contact ground with negative (-) cable still connected, the resulting sparks can cause a battery explosion, which could result in serious injury or death.



Attach 12V Socket Adapter to Battery Harness

Step 1. Connect the double-pin connector on the 12V socket adapter to the double-pin connector on the battery harness.

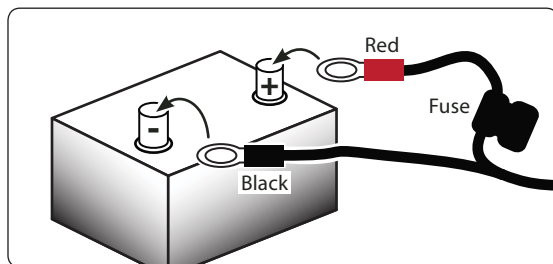


Step 2. Carefully reconnect vehicle battery cables. Insert a 12V accessory into the 12V socket to power your mobile device (not included, sold separately).

Install Battery Harness to Battery Posts

Step 1. Attach the positive (Red) lead of the harness to the positive (+) battery post.

Step 2. Attach the negative (Black) lead of the harness to the negative (-) battery post.



Safety Precautions

Follow all manufacturer safety guidelines for operating your device. Failure to practice safe usage while operating your device while driving may result in damage, injury, or death.

Arkon is not responsible for any damages caused to your vehicle, your device, or yourself due to the installation or use of this mount.

ARKON[®]
RESOURCES INC.

The Mobile Mounting Specialists™

Consumer Hotline:

USA (800) 841-0884

INT'L (626) 254-9005

Monday - Friday 9 am - 5 pm, PST

www.arkon.com

Arcadia, CA 91006 USA

Designed in USA | Made in China

© Copyright 2010 Arkon Resources, Inc.